

Windmills and Pinwheels

Block 2 with Applique

Cutting Instructions:

Fabric 2, cut:

(1) 2 ½" x WOF strip. Sub-cut into (8) 2 ½" squares OR (use die #2 and cut (8) squares).

Fabric 3, cut:

(1) 2 ½" x WOF strip. Sub-cut into (8) 2 ½" squares OR (use die #2 and cut (8) squares).

Fabric 4, cut:

(2) 2 7/8" x WOF strips. Sub-cut into (16) 2 7/8" squares, then cut each once diagonally into (32) HST OR (use die #5 and cut (32) HST).

(1) 6 ¾" x WOF strip. Sub-cut into (4) 6 ¾" squares and then cut each once diagonally into (8) HST.


(1) 6" x WOF strip. Sub-cut into (4) 6" squares.

Fabric 6, cut:


(1) 6 ¾" x WOF strip. Sub-cut into (4) 6 ¾" squares and then cut each once diagonally into (8) HST.

Block 2 Construction:


1. Print out the Feathers and Circles applique templates on the following pages (make sure to print at 100% scale) or use die Feathers (55008) and Circle (55484) to cut (8) curved feathers and one 1 ¼" circle. Using the block image as a guide, center the 1 ¼" circle on the 6" Fabric 4 square. Evenly space the curved feathers around the circle, tucking the tip of the feathers under the circle. Applique in place using your preferred applique stitch.
2. Sew a 2 7/8" Fabric 4 HST to two sides of a 2 ½" Fabric 2 square. Press to triangles. Make (2) A corner Units.



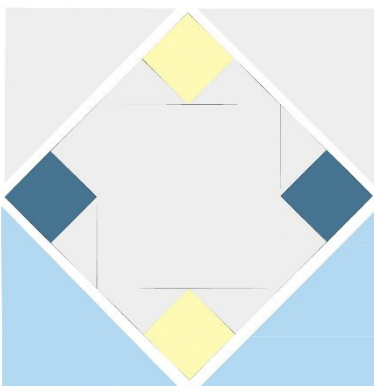
3. Repeat step 2 with (2) 2 7/8" Fabric 4 HSTs and a 2 1/2" Fabric 3 square. Make (2) B Corner units.

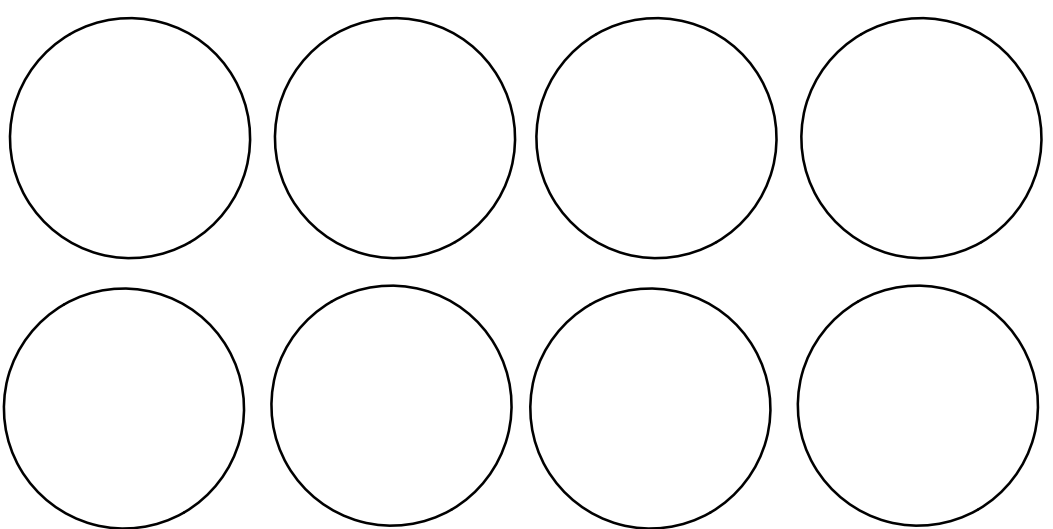
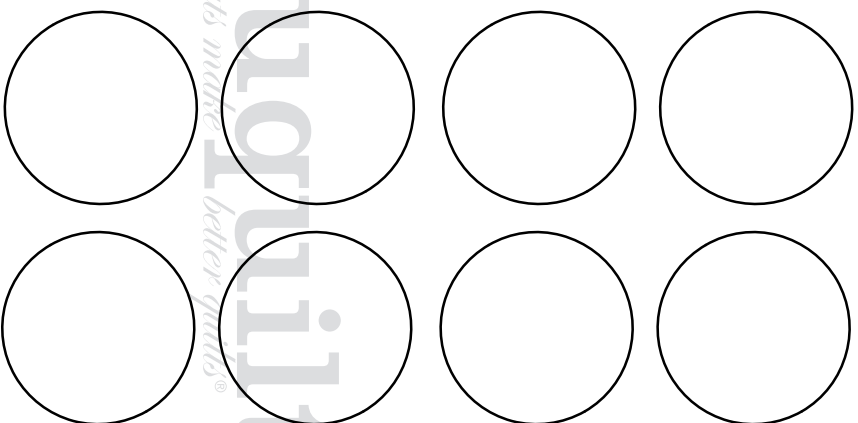
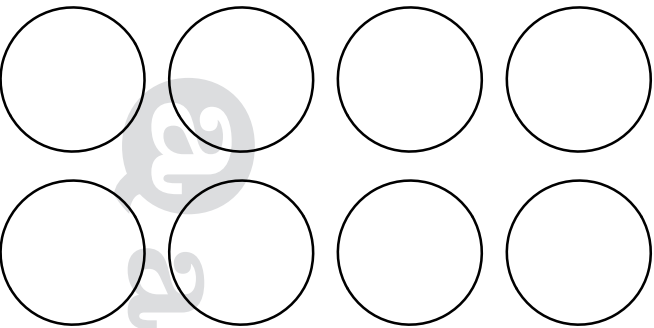
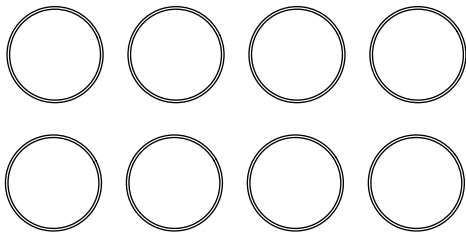


4. Sew the A and B Corner units to opposite sides of the Appliqued block, matching points of squares to center of block. Press to Corner units. Block should equal 8 1/2" square.



5. Sew the (2) 6 3/4" Fabric 4 and (2) Fabric 6 HSTs to the finished block as illustrated. Press to large triangles. Trim to 11 7/8" square. Repeat steps 1-5 to make (4) Block 2.






AccuQuilt®
better cuts make better quilts

GO! Circle- 1/2", 3/4", 1", 1 1/4" (55484)
Shape design copyright by AccuQuilt.
Used with permission.





GO! Feathers (55008)
Shape design copyright by AccuQuilt.
Used with permission.

