

THE MIDNIGHT QUILT SHOW



THE ARROWS EPISODE

Brought to you by *Craftsy*

ARROWS QUILT

Designed by Krystal Jakelwicz, featuring Boundless Fabrics

Finished Size: 60" x 60"



THE MIDNIGHT QUILT SHOW

Brought to you by *Craftsy*

FEATURED IN THIS EPISODE



Arrows Quilt Kit, Designed by Krystal Jakelwicz. Kit includes everything you need for your quilt top and binding, plus the pattern.



You can also purchase the pattern separately by searching "Arrows Quilt Kit" on [Craftsy.com](https://www.craftsy.com) and selecting it from the drop down menu.

SUBSCRIBE

Be sure to never miss an episode! Go to youtube.com/midnightquiltshow and click "Subscribe" to get fresh episodes delivered to your inbox.

#MIDNIGHTQUILTSHOW #FEELINGCRAFTSY

Join our Instagram community! Follow @CraftsyQuilts and @BeCraftsy for daily inspiration, then share your own projects to inspire your fellow makers. Use the hashtag #MidnightQuiltShow and #FeelingCraftsy so we can see what you've made (and re-share it, too)!



QUESTIONS OR COMMENTS?



Get in touch with our Customer Support team at [CraftsyHelp.com](https://craftsyhelp.com)
HAPPY MAKING!

TIPS FOR SUCCESS


- 1. WATCH THE EPISODE!**
See how Angela pieces and quilts these designs as she works her way through the quilt top. Go to youtube.com/midnightquiltshow and search for Arrows.
- 2. GET THE DIAGRAMS**
See the next few pages for Angela's sketched quilting designs. These are a great starting point for quilting ideas-- whether you want to Turn In Early with something simpler, or stay Up All Night with more free-motion fun.
- 3. GET YOUR MACHINE READY**
Prepare for quilting success by ensuring that your machine needle is sharp. Are you experiencing breakage of your top thread, or skipped stitches? Do you hear a quiet popping sound when your needles move through the fabric? These are all signs that your needle is dull and it's time for a change.

Craftsy

CRAFTSY.COM

TURN IN EARLY

Quilting Diagram

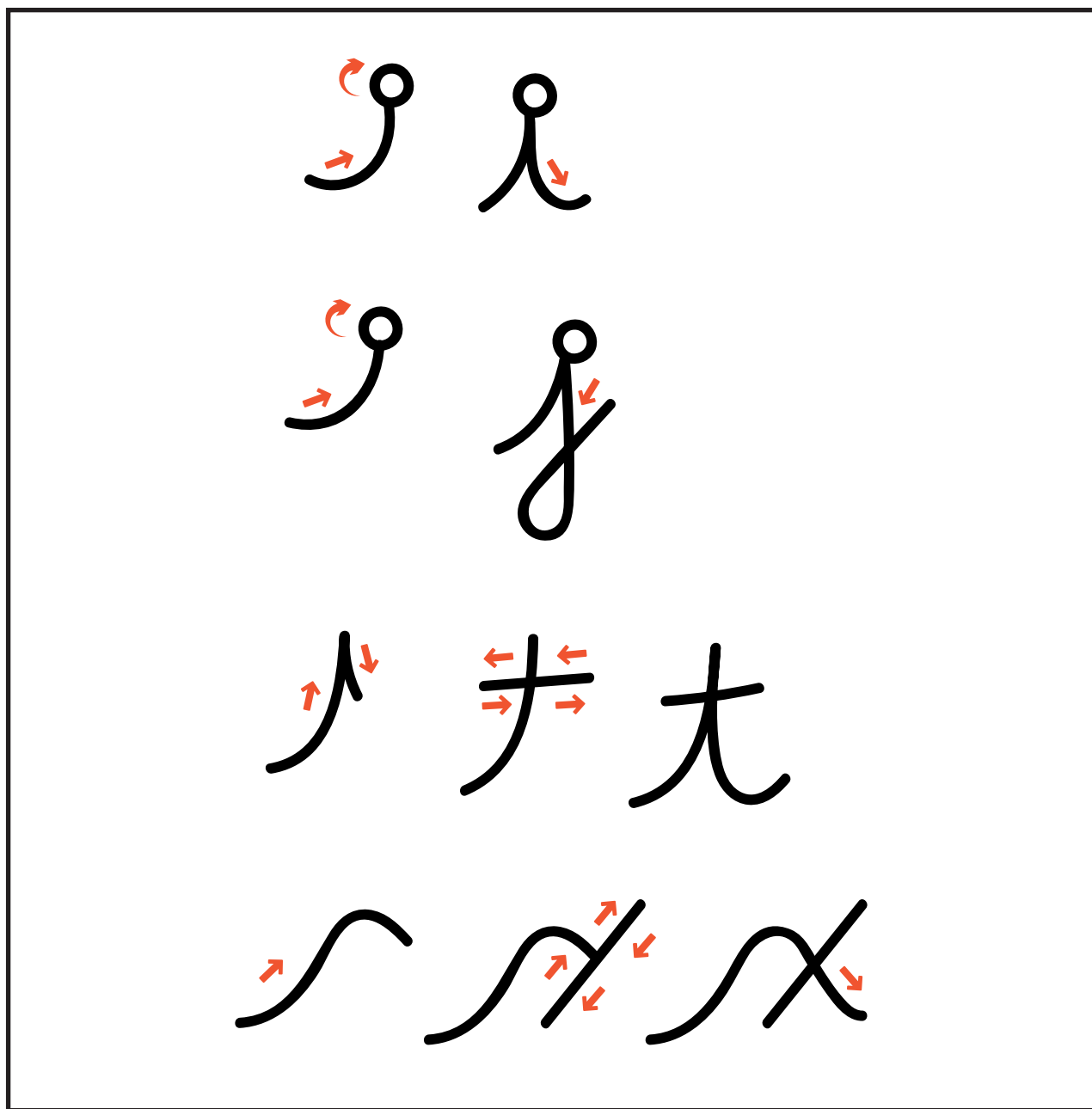


When in doubt, I love to quilt swirls! Quilting an all-over swirl meander is a great way to soften the geometric arrow blocks.

Brought to you by **Craftsy**

TURN IN EARLY

Quilting Diagram

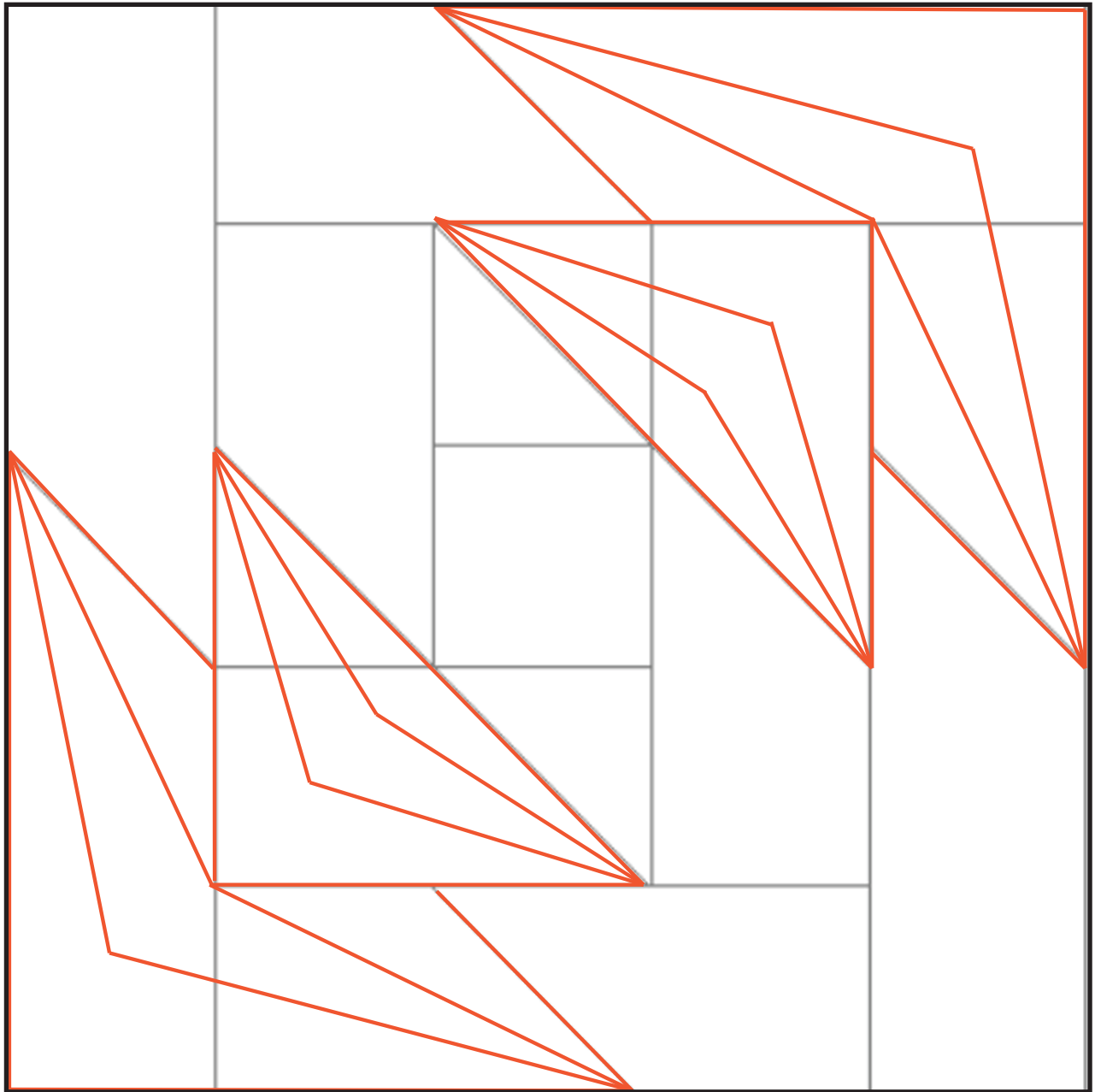


Throw in a few messages to the recipient to add a special touch.
Quilting letters is as easy as cursive writing; just watch out for dotting
your i's and crossing your t's.

Brought to you by **Craftsy**

UP ALL NIGHT

Quilting Diagram



Use all the piecing in this block as a guide for some dot-to-dot quilting! Using your favorite machine quilting ruler or a walking foot, connect the dots to create an intricate-looking design. Travel along the seams to get from one place to another for even more “worry-free” quilting.

Brought to you by **Craftsy**