

Starlight Mountain

Quilt Pattern

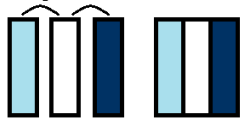
By Andrea Smith of Happy Cloud Creations



Throw size quilt - 60 x 76 inches
(without borders 48 x 64 inches)
HappyCloudCreations.com

Starlight Mountains Quilt Pattern by Andrea Smith of Happy Cloud Creations

Basic Instructions

1. Read all instructions before beginning.
2. All seam allowances are a scant 1/4 inch. A scant 1/4 inch seam is a needle/thread width smaller than 1/4 inch. It is important to use a scant 1/4 inch seam so that all your blocks line up correctly. **How to test your scant 1/4 inch seam:** Take three 2 1/2 x 4 inch strips. With right sides of fabric together, sew the three strips together, as shown to the right. If you are sewing an accurate 1/4 inch seam, the center strip will measure 2 inches wide finished. 
3. Pattern assumes most widths of fabric are 42 inches. If you like to prewash your fabric, you will want to purchase 1/4 yard more fabric to account for shrinkage. When you wash cotton fabric it shrinks and may fray on the ends.
4. When the pattern refers to 'nest your seams', you will want to make sure one seam is pressed to the left and the other to the right. This will make it so your seams line up like a puzzle.
5. Basic sewing, piecing and quilting knowledge needed.

Fabric Requirements

Finished Throw size: With borders: 60 x 76 inches or Without borders: 48 x 64 inches

Color A (Navy): 1 1/4 yds

Color B (Green): 1 yd

Color C (White): 1 yd

Color D (Light Blue): 1 1/2 yds

Border 1: 1/2 yd

Border 2: 1 yd

WITH Borders Option:

Binding: 2/3 yd

Backing: 3 3/4 yds

NO Border Option:

Binding: 1/2 yd

Backing: 3 1/8 yds


Fabrics used in the Cover Photo:

All fabrics are Kona Cotton in (A) Surf, (B) Holly, (C) White, and (D) Robin Egg

Border 1 - White and Border 2 - Surf

Post a photo of your fabric selection for this quilt in the quilt along group or on Instagram with the hashtags #NQCBlockChallenge and #HappyCloudCreations

More Colorway Suggestions




Starlight Mountains Quilt Pattern

Pattern is for one person use. Please do NOT Copy, Sell or Distribute this Pattern without consent.
Pattern design by Andrea Smith of HappyCloudCreations.com Copyright 2020

Fabric
Requirements

Starlight Mountains Quilt Pattern by Andrea Smith of Happy Cloud Creations

Color Your Own!



#NQCBlockChallenge
#HappyCloudCreations

Starlight Mountains Quilt Pattern

Pattern is for one person use. Please do NOT Copy, Sell or Distribute this Pattern without consent.
Pattern design by Andrea Smith of HappyCloudCreations.com Copyright 2020

Full
Coloring Sheet